

Student Test Update File Field Definitions



Version 1.0

Spring 2020 Administration
CoAlt Science and Social Studies

Document Revisions

Revision Date	Version	Description
03/16/2020	1.0	Initial Version

If assistance is needed, call 1-888-687-4759 or visit <https://co.pearsonaccessnext.com/>, sign in to your account, and select Contact COLORADO Support.

Copyright 2020, Pearson

The purpose of this document is to provide the information needed to populate values in the Student Test Update (STU) data file and instructions for exporting and importing the file into PearsonAccess^{next}. The first section of this document has a checklist of tasks to complete before exporting and importing the file, *Matching Criteria* used to match STU records to student records currently in PearsonAccess^{next}, step-by-step instructions for importing the file into PearsonAccess^{next}, and *Helpful Hints*. The second section of this document contains a table with the list of fields present in the data file. This table also indicates if the field is required, field length requirements, *Field Definitions*, *Notes/Validations*, and expected values or criteria for entering valid values.

The Student Test Update file is used to update student test information **after** testing. Users should export a Student Test Update file, make updates, and then re-import. Populating a Student Test Update file from scratch is not recommended.

Checklist Prior to File Import		
1	Receive a PearsonAccess ^{next} User Account. The Student Test Update Add-on Role is needed in order to export and import a Student Test Update file.	<input type="checkbox"/>
2	After making any updates, verify student demographic fields used for matching criteria are the same between the exported and updated STU data file and what is currently populated in PearsonAccess ^{next} .	<input type="checkbox"/>
3	Verify that all required fields are populated.	<input type="checkbox"/>
4	All expected values match the values found in this document. Bolded text in the Expected Values column must be entered exactly as it appears.	<input type="checkbox"/>
5	Do not delete the header row.	<input type="checkbox"/>
6	Import the file as a Comma Delimited File (.csv file extension) or Fixed File (.txt file extension).	<input type="checkbox"/>

Important

Read the file layout Field Definitions and Notes carefully to prevent records from encountering cross validation errors.

The Updateable Column indicates if the field can be updated via a Student Test Update file import. Some fields are not updateable in the Student Test Update file because these fields are validated against the form the student was assigned for testing. These fields cannot be changed post testing.

Make sure to export a Student Test Update file, apply updates, and then re-import the file. If data is present in PearsonAccess^{next} and the data field is updateable on the Student Test Update file, then any values changes (including blank values) on the import file, will overwrite the data in PearsonAccess^{next}.

If the field is listed as not updateable, then any changes to the field values will be ignored during a file import.

Helpful Hints:

- If using Microsoft Excel and a .csv file, it is recommended that the source file is saved as an Excel spreadsheet to keep formatting. Prior to each import attempt, save the data file as an Excel spreadsheet. Then save again as a .csv file. If an error is encountered, make the updates in the source Excel spreadsheet and save, and then save again as a .csv file. Repeat as necessary.
- It is recommended to always work from a recently exported STU file.
- A file may contain records with or without errors. Records without errors are imported into PearsonAccess^{next}. Records with errors need to be corrected and re-imported into PearsonAccess^{next}. If errors are discovered, the initial import file may be reused by leaving the records without errors in the file, and correcting only the records with errors. When re-importing this file, PearsonAccess^{next} treats the records without errors as updates, even if no values changed. This will not cause any issues.

Student Matching Rules

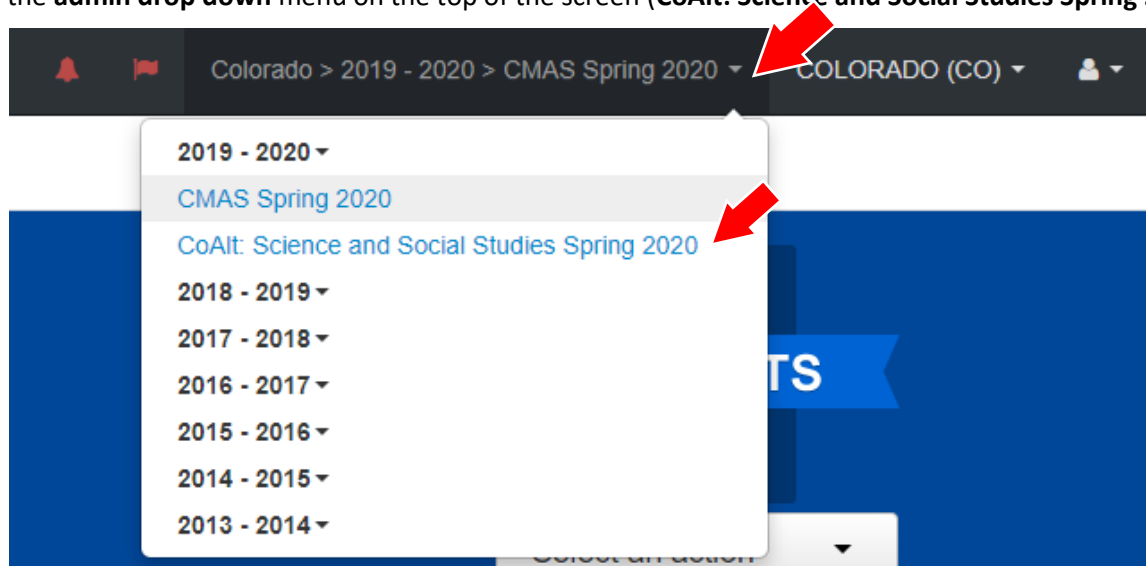
When student data is imported into PearsonAccess^{next}, demographic fields are used to identify unique students. When data is updated in PearsonAccess^{next}, matching rules are applied to these fields to identify if records currently exist within the system. The table below provides information on the fields used for matching and whether they are updateable through an STU Import.

Core Demographic Fields	Match Hierarchy Level	How Matching Works	Can this field be updated via Student Registration File Import?	Definitions and Notes
Pearson ID	1	Record will match if Pearson ID and at least two of the following Core Demographic Fields Match: <ul style="list-style-type: none"> • State Student Identifier • Local Student Identifier • Last or Surname • First Name • Sex • Birthdate 	No. The Pearson ID is generated by PearsonAccess ^{next} and cannot be modified by end users.	Unique Pearson ID that will move intra state if a student moves district to district or school to school. Assigned within PearsonAccess ^{next} .
State Student Identifier	2	If Pearson ID is blank; Record will match if State Student Identifier and at least two of the following Core Demographic Fields Match: <ul style="list-style-type: none"> • Local Student Identifier • Last or Surname • First Name • Sex • Birthdate 	No. The State Student Identifier cannot be updated by importing a Student Test Update file. However, it can be updated through the PearsonAccess ^{next} user interface.	A unique number or alphanumeric code assigned to a student by a state or any other entity.
Local Student Identifier		This is a Core Demographic field used for matching in Hierarchy 1 and 2 Levels. *Note this is not a required field	Yes. The Local Student Identifier value can be updated if the Pearson ID and/or State Student Identifier and at least two of the following Core Demographic Fields match: <ul style="list-style-type: none"> • Last or Surname • First Name • Sex • Birthdate 	A unique number or alphanumeric code assigned to a student by a school system or any other entity.
Last or Surname		This is a Core Demographic field used for matching in Hierarchy 1 and 2 Levels. (Note, only the first 10 characters are used to match on the Last or Surname Field)	Yes. The Last or Surname value can be updated if the Pearson ID and/or State Student Identifier and at least two of the following Core Demographic Fields match: <ul style="list-style-type: none"> • Local Student Identifier • First Name • Sex • Birthdate 	The full legal last name borne in common by members of a family.

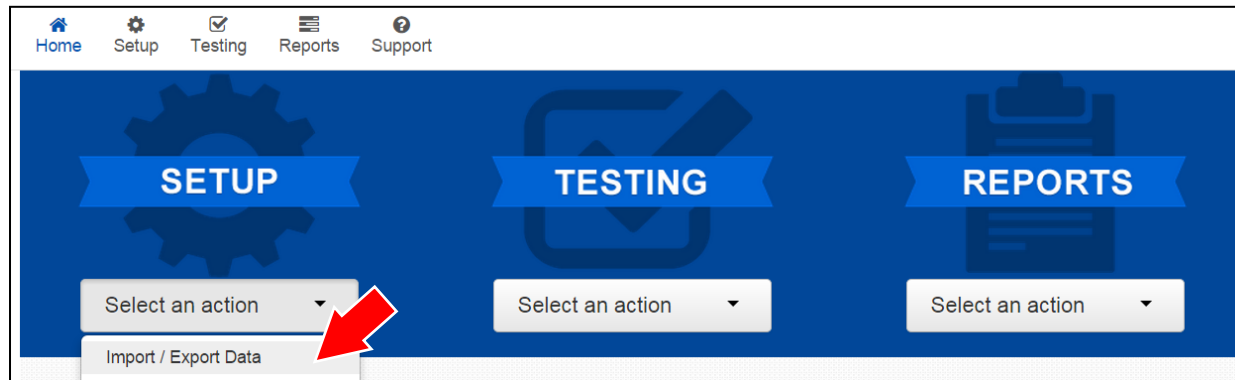
Core Demographic Fields	Match Hierarchy Level	How Matching Works	Can this field be updated via Student Registration File Import?	Definitions and Notes
First Name		<p>This is a Core Demographic field used for matching in Hierarchy 1 and 2 Levels.</p> <p>(Note, only the first 8 characters are used to match on the First Name Field)</p>	<p>Yes. The First Name value can be updated if the Pearson ID and/or State Student Identifier and at least two of the following Core Demographic Fields match:</p> <ul style="list-style-type: none"> • Local Student Identifier • Last or Surname • Sex • Birthdate 	<p>The full legal first name given to a person at birth, baptism, or through legal change.</p>
Sex		<p>This is a Core Demographic field used for matching in Hierarchy 1 and 2 Levels.</p>	<p>Yes. The Sex value can be updated if the Pearson ID and/or State Student Identifier and at least two of the following Core Demographic Fields match:</p> <ul style="list-style-type: none"> • Local Student Identifier • Last or Surname • First Name • Birthdate 	<p>The concept describing the biological traits that distinguish the males and females of a species.</p>
Birthdate		<p>This is a Core Demographic field used for matching in Hierarchy 1 and 2 Levels.</p>	<p>Yes. The Birthdate value can be updated if the Pearson ID and/or State Student Identifier and at least two of the following Core Demographic Fields match:</p> <ul style="list-style-type: none"> • Local Student Identifier • Last or Surname • First Name • Sex 	<p>The year, month and day on which a person was born.</p>

Export a Student Test Update File

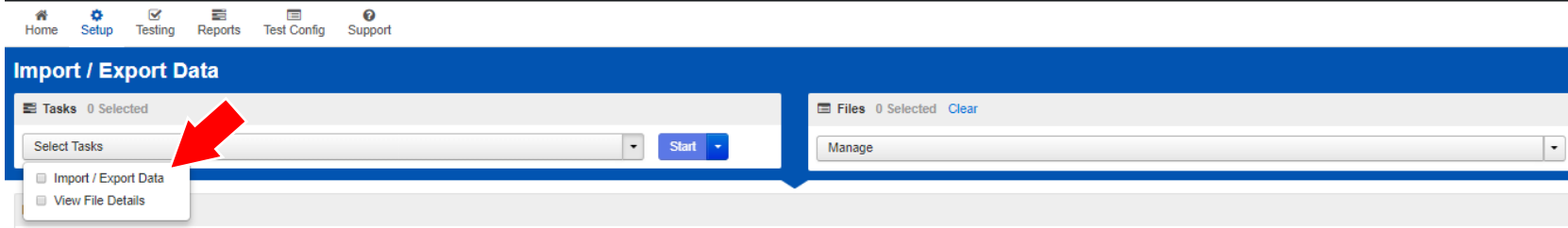
1. Log into PearsonAccess^{next}.
2. Select the **admin** from the **admin drop down** menu on the top of the screen (**CoAlt: Science and Social Studies Spring 2020**).



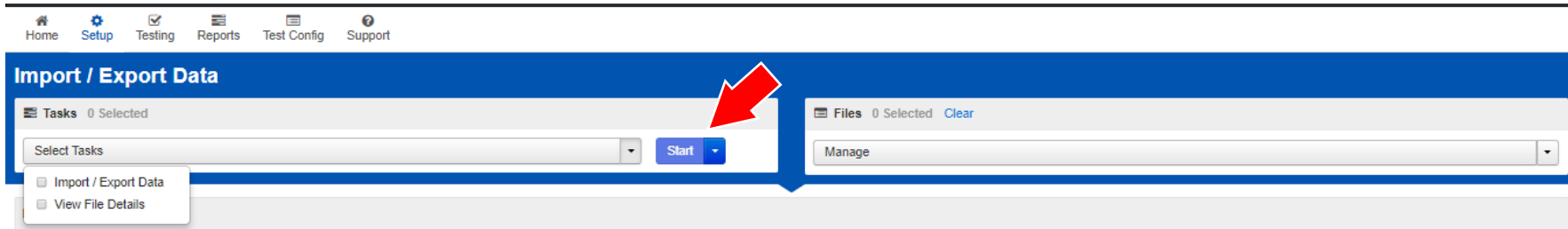
3. In the **SETUP** section, click on the **Select an action** dropdown menu, and then select **Import/Export Data**.



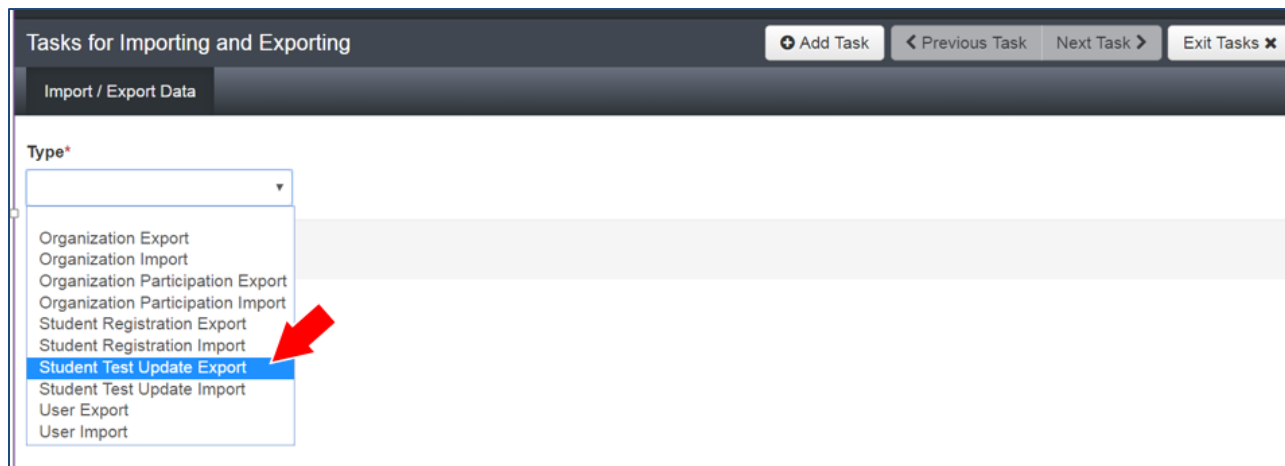
4. In the **Select Tasks** dropdown menu, select **Import/Export Data**.




5. Select **Start**.



6. In the **Type** dropdown menu, select **Student Test Update Export**.



- In the **File Layout Type** dropdown menu, select the type of file to be exported (.csv or Fixed).

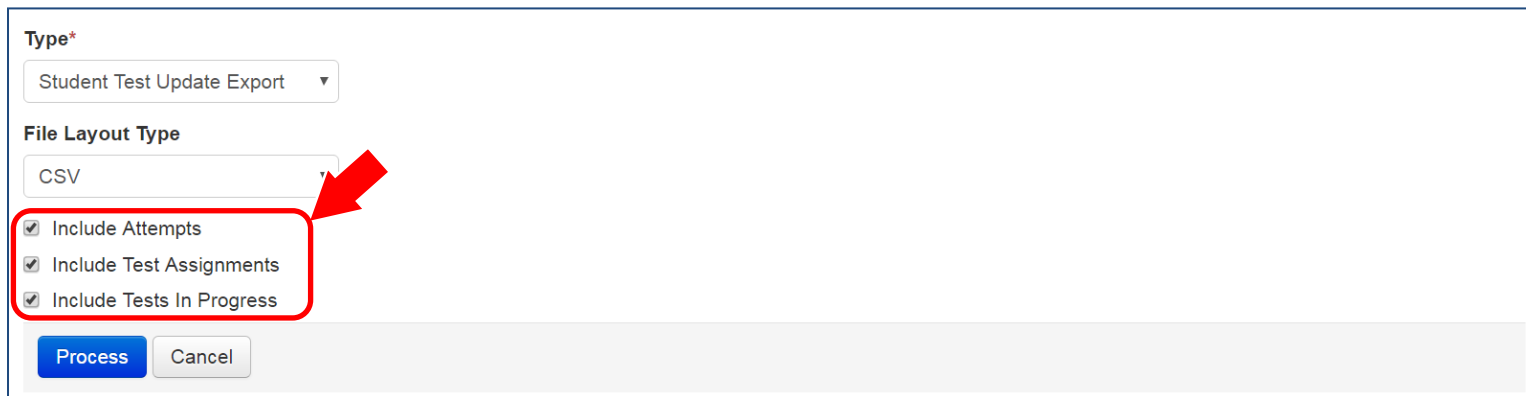


The screenshot shows a form with the following elements:

- Type***: Student Test Update Export (dropdown)
- File Layout Type**: CSV (dropdown menu is open, showing options: CSV, Fixed)
- Include Tests In Progress
- Process** (button) and **Cancel** (button)

A red arrow points to the 'CSV' option in the File Layout Type dropdown menu.

- Select all the filter values.

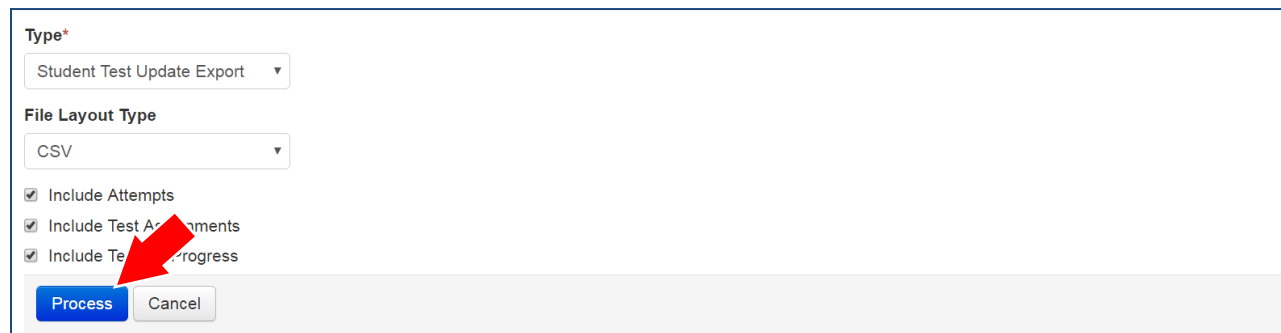


The screenshot shows the same form as above, but with the following changes:

- File Layout Type**: CSV (dropdown menu is closed)
- Include Attempts
- Include Test Assignments
- Include Tests In Progress
- Process** (button) and **Cancel** (button)

A red box highlights the three filter checkboxes, and a red arrow points to the box.


- Click **Process** to submit the selected file.

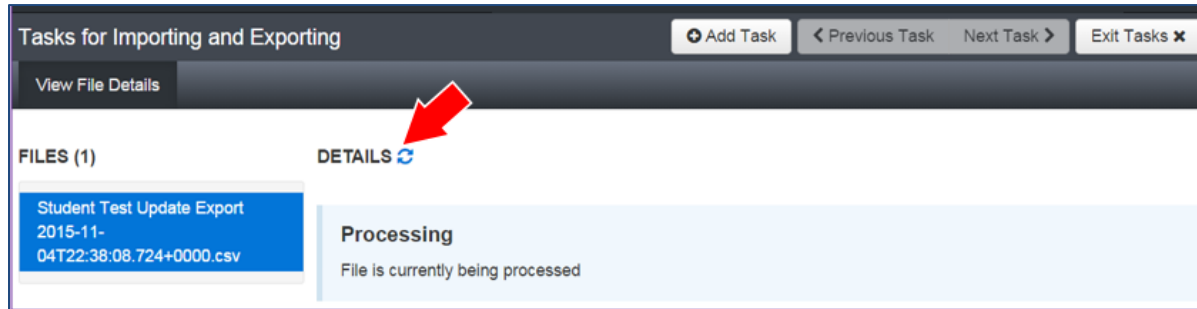


The screenshot shows the same form as above, with the following changes:

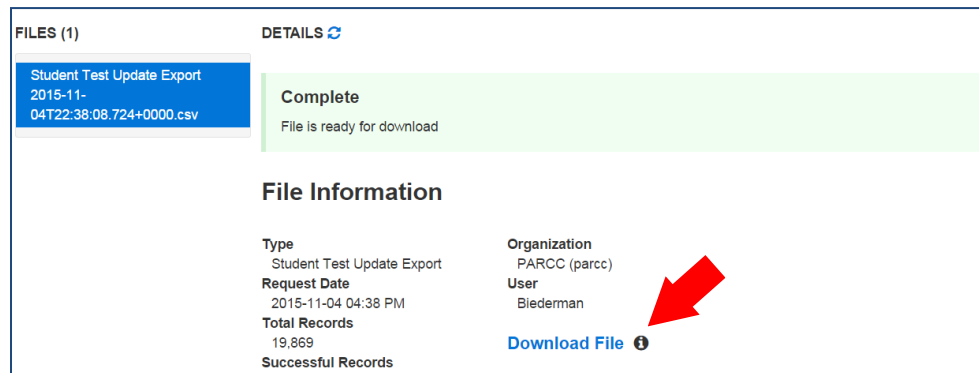
- Process** (button) is highlighted with a red arrow.

Checking the status of an exported file

The **View File Details** screen appears after selecting **Process**. This screen displays the processing status. Select the  icon to refresh the screen.

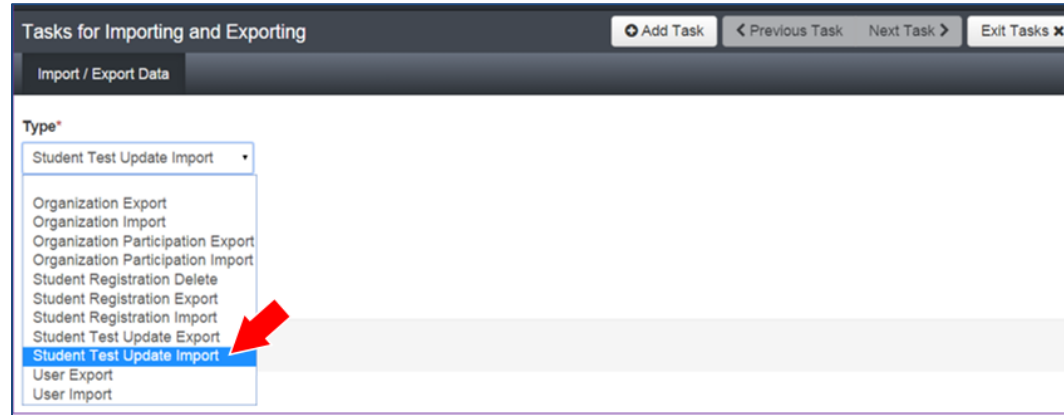


After the file processes, the **View File Details** screen displays a **Complete** message, and the number of **Successful Records** is indicated. The number of **Error Records** is also indicated.



Import a Student Test Update File

1. On the **Import/Export Task** screen, select **Student Test Update Import**.



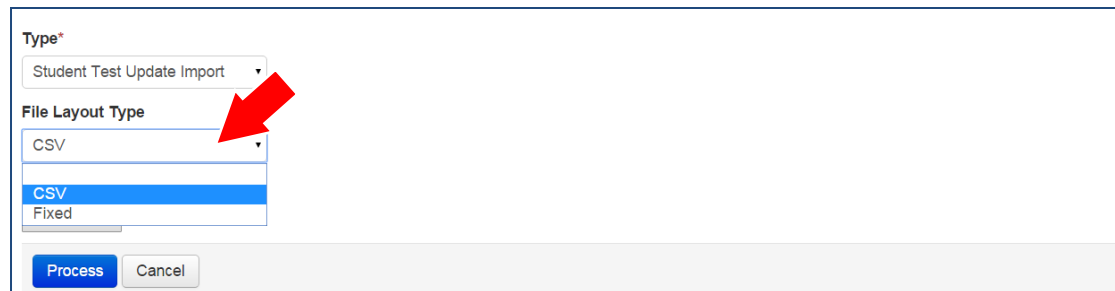
Tasks for Importing and Exporting

Import / Export Data

Type*

- Student Test Update Import
- Organization Export
- Organization Import
- Organization Participation Export
- Organization Participation Import
- Student Registration Delete
- Student Registration Export
- Student Registration Import
- Student Test Update Export
- Student Test Update Import
- User Export
- User Import

2. In the **File Layout Type** dropdown menu, select the type of file to be imported (.csv or Fixed).



Type*

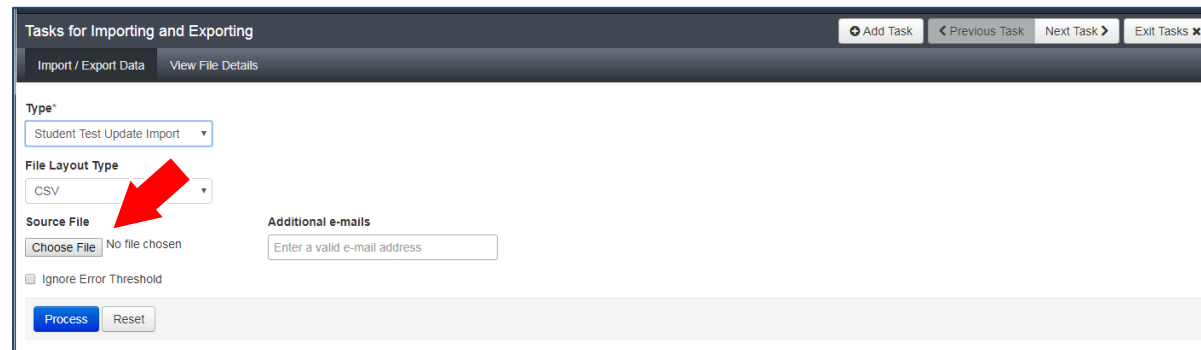
Student Test Update Import

File Layout Type

- CSV
- Fixed

Process Cancel

3. **Choose File** to select the file to import.



Tasks for Importing and Exporting

Import / Export Data View File Details

Type*

Student Test Update Import

File Layout Type

CSV

Source File

Choose File No file chosen

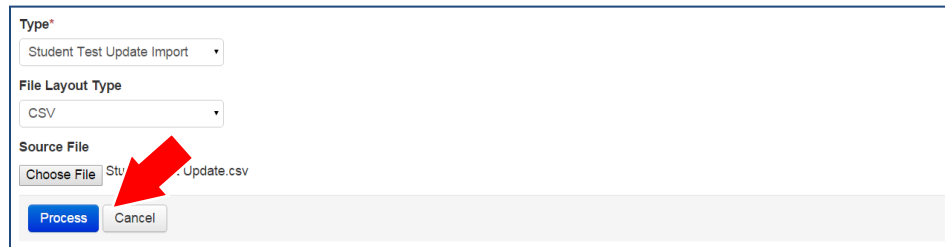
Additional e-mails

Enter a valid e-mail address

Ignore Error Threshold

Process Reset

4. Once you see the correct .csv file listed, click **Process** to submit the selected file.




Type*
Student Test Update Import

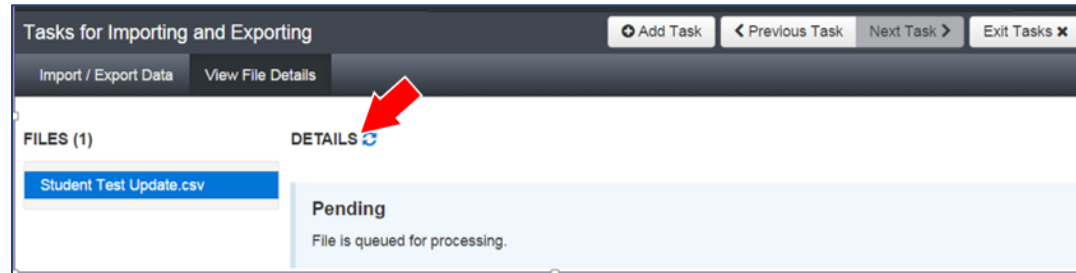
File Layout Type
CSV

Source File
Choose File Student Test Update.csv

Process Cancel

Checking the status of an imported file

The **View File Details** screen appears after selecting **Process**. This screen displays the processing status. Select the  icon to refresh the screen.




Tasks for Importing and Exporting

Import / Export Data View File Details

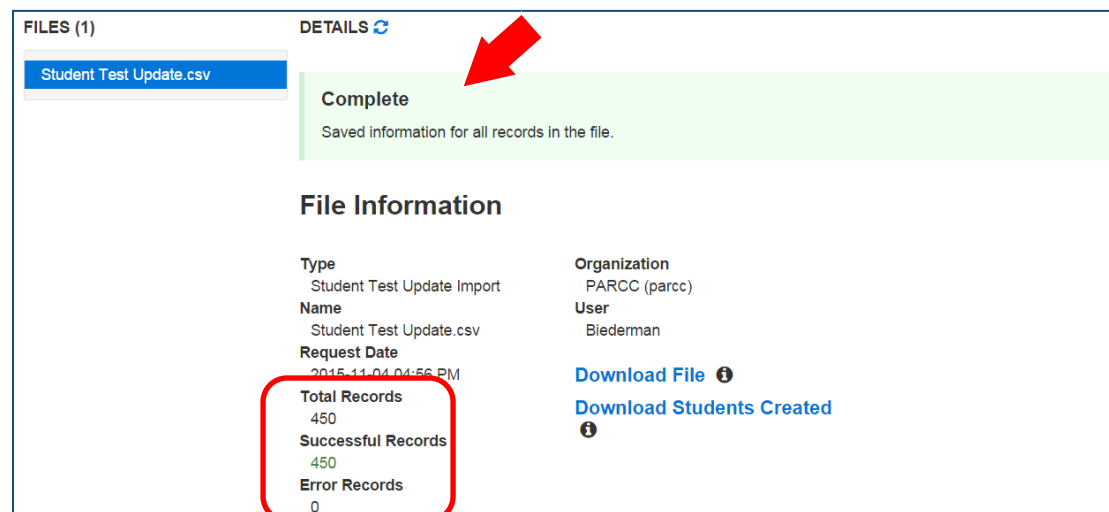
FILES (1)

Student Test Update.csv

DETAILS 


Pending
File is queued for processing.

After the file processes, the **View File Details** screen displays a **Complete** message, and the number of **Successful Records** is indicated. The number of **Error Records** is also indicated.



FILES (1)


Student Test Update.csv


DETAILS 

Complete
Saved information for all records in the file.

File Information

Type	Student Test Update Import	Organization	PARCC (parcc)
Name	Student Test Update.csv	User	Biederman
Request Date	2015-11-04 04:56 PM		
Total Records	450		
Successful Records	450		
Error Records	0		

Download File 

Download Students Created 

Any errors are displayed at the bottom of the screen. There is an option to download a file with just the records that contained an error in order to resolve these records and import them. There is also an option to view a list of error messages (without the records).

Errors

[Download Records in Error](#) ⓘ

[Download Error Messages](#) ⓘ

Record Number	Message
2	No matching organization could be found with code: IA-IA987654-1
3	No matching organization could be found with code: IA-IA987654-1

Helpful Hint:

A file may contain records with or without errors. The records without errors are imported into PearsonAccess^{next}. Correct records with errors and re-import into PearsonAccess^{next}. The initial import file may be reused by leaving the records without errors in the file, and correcting only the records with errors. When re-importing this file, PearsonAccess^{next} treats the records without errors as updates, even if no values changed. This does not cause any issues.

Student Data

Column Letter	Field Name	Required Y/N	Field Length	Field Definitions	Field Notes and Validations	Expected Values	Update -able?
Core Student Data							
A	State Abbreviation	Y	2	State's 2 character abbreviation		CO = Colorado	N
B	Testing District Code	Y	4	The Testing District responsible for administering the test for a student.	Error and reject record if organization does not exist and set to participate in administration within PA ^{next} .	A-Z 0-9 Identifier Length = 4	N
C	Testing School Code	Y	4	The Testing School responsible for administering the test for a student.			N
D	Responsible District Code	N	4	The district responsible for specific educational services and/or instruction of the student (District or a Non-school/Private/Charter reporting directly to the state).	Error and reject record if organization does not exist and set to participate in administration within PA ^{next} .	A-Z 0-9 Blank Identifier Length = 4	Y
E	Responsible School Code	N	4	The school responsible for specific educational services and/or instruction of the student (School/Institution reporting to a District).			Y
F	State Student Identifier (SASID)	Y	10	A unique number or alphanumeric code assigned to a student by CDE. (SASID)	Error and reject record if blank or if SASID does not meet the 10 digit character length.	A-Z 0-9	N
G	Local Student Identifier	N	30	A unique number or alphanumeric code assigned to a student by a school system or any other entity.		A-Z 0-9 No embedded spaces Blank	Y
H	Pearson ID	N	36	Unique student code assigned by the system.	Assigned within PA ^{next} .	N/A	N
I	Last or Surname	Y	35	The full legal last name borne in common by members of a family.	Error and reject record if blank.	A-Z 0-9 . - ' (Standard Apostrophe) Embedded Spaces	Y
J	First Name	Y	35	The full legal first name given to a person at birth, baptism, or through legal change.			Y
K	Middle Name	N	35	A full legal middle name given to a person at birth, baptism, or through legal change.		A-Z 0-9 . - ' (Standard Apostrophe) Embedded Spaces Blank	Y
L	Birthdate	Y	10	The year, month and day on which a person was born.	Error and reject record if blank.	YYYY-MM-DD	Y
M	Sex	Y	1	The concept describing the biological traits that distinguish the males and females of a species.	Error and reject record if blank.	F = Female M = Male	Y
N	Date First Enrolled in US School	N	20	The first date on which the student enrolled in a US public school.	Must be a valid year. Date cannot be in the future and must be after the student's birthdate.	YYYY-MM-DD Blank	Y

Column Letter	Field Name	Required Y/N	Field Length	Field Definitions	Field Notes and Validations	Expected Values	Update-able?
Student Registration – Only users with the Sensitive Data Role can view/update the Student Registration fields in PA^{next}.							
O	Grade Level When Assessed	Y	2	The grade of a student when assessed.	The student's Grade Level must match the grade indicated as part of the Test Code or record will error.	04 = Fourth grade 05 = Fifth grade 07 = Seventh grade 08 = Eighth grade 11 = Eleventh grade	N
P	Hispanic or Latino Ethnicity	N	1	An indication that the person traces his or her origin or descent to Mexico, Puerto Rico, Cuba, Central and South America, and other Spanish cultures, regardless of race.	While not required during import of student data, this field will create a Critical Warning in PA ^{next} if left blank.	Y = Yes N = No Blank	Y
Q	American Indian or Alaska Native	N	1	A person having origins in any of the original peoples of North and South America (including Central America), and who maintains cultural identification through tribal affiliation or community attachment.	While not required during import of student data, these fields create a Critical Warning in PA ^{next} if all race fields (Columns Q-U) are blank.		Y
R	Asian	N	1	A person having origins in any of the original peoples of the Far East, Southeast Asia, or the Indian Subcontinent. This area includes, for example, Cambodia, China, India, Japan, Korea, Malaysia, Pakistan, the Philippine Islands, Thailand, and Vietnam.			
S	Black or African American	N	1	A person having origins in any of the black racial groups of Africa.			
T	Native Hawaiian or Other Pacific Islander	N	1	A person having origins in any of the original peoples of Hawaii, Guam, Samoa, or other Pacific Islands.			
U	White	N	1	A person having origins in any of the original peoples of Europe, Middle East, or North Africa.			
V	Filler Field	N	1		This field is a placeholder for possible future data.	N/A	N
W	Gifted and Talented	N	1	An indication that the student is participating in and served by a Gifted/Talented program.	While not required during import of student data, this field will create a Critical Warning in PA ^{next} if left blank.	Y = Yes N = No Blank	Y

Column Letter	Field Name	Required Y/N	Field Length	Field Definitions	Field Notes and Validations	Expected Values	Update-able?
X	Migrant Status	N	1	Persons who are, or whose parents or spouses are, migratory agricultural workers, including migratory dairy workers, or migratory fishers, and who, in the preceding 36 months, in order to obtain, or accompany such parents or spouses, in order to obtain, temporary or seasonal employment in agricultural or fishing work (A) have moved from one LEA to another; (B) in a state that comprises a single LEA, have moved from one administrative area to another within such LEA; or (C) reside in an LEA of more than 15,000 square miles, and migrate a distance of 20 miles or more to a temporary residence to engage in a fishing activity.	While not required during import of student data, this field will create a Critical Warning in PA ^{next} if left blank.	Y = Yes N = No Blank	Y
Y	Economic Disadvantage Status	N	1	An indication that the student met the State criteria for classification as having an economic disadvantage.			Y
Z	Student with Disabilities	N	3	A student with disability may only receive allowable accommodations if the student has an IEP or 504 plan.	While not required during import of student data, this field will create a Critical Warning in PA ^{next} if left blank.	IEP = Student has IEP 504 = Student has 504 Plan Blank	Y
AA	Primary Disability Type	N* *See Field Notes and Validations	3	The major or overriding disability condition that best describes a person's impairment.	*This field is ONLY required if Student With Disabilities field equals "IEP".	AUT = Autism DB = Deaf-blindness DD = Developmental delay EMN = Emotional disturbance HI = Hearing impairment ID = Intellectual Disability MD = Multiple disabilities OI = Orthopedic impairment OHI = Other health impairment SLD = Specific learning disability SLI = Speech or language impairment TBI = Traumatic brain injury VI = Visual impairment Blank	Y
AB	Homeless	N	3	Student meets the criteria of a homeless individual according to the 2001 McKinney-Vento reauthorization Act.		0 = No 3 = Yes and is in the physical custody of a parent or guardian 4 = Yes and is not in the physical custody of a parent or guardian (unaccompanied youth) Blank	Y

Column Letter	Field Name	Required Y/N	Field Length	Field Definitions	Field Notes and Validations	Expected Values	Update-able?
AC	Language Background	N	3	Visit the following CDE link for a complete list of language background codes: http://www.cde.state.co.us/DataPipeline/org/language_codes.asp	Three digit language code	A-Z 000 = N/A Blank	Y
AD	Language Proficiency	N	3	A student's English language proficiency is described by his or her ability to speak, listen, read, and write in English.	This field is used to validate assignment of certain accommodations for students learning English (must be 1 = NEP OR 2 = LEP). If Language Proficiency is not blank, then Language Instruction Program field and Language Background field cannot be blank.	0 = Not Applicable 1 = NEP - Non English Proficient 2 = LEP - Limited English Proficient 4 = PHLOTE - English Proficient 5 = FELL - Former ELL 6 = FEP - Monitor Year 1 7 = FEP - Monitor Year 2 8 = FEP - Exited Year 1 9 = FEP - Exited Year 2 Blank	Y
AE	Language Instruction Program	N	3	Student is currently enrolled in language instruction program. Indicates the type of English language instructional program used to educate a student who is an English learner.	*This field is ONLY required if Language Proficiency field is not blank. If Language Proficiency is not blank then this field creates a Critical Warning in PA ^{next} if blank. <ul style="list-style-type: none"> Students with a language background of English should be coded as 00 (No or Not Applicable). Students with a Language Proficiency code of NEP (1), LEP (2), FEP (6 or 7) should have a valid non-zero (00) code for this field. Students who have a Language Proficiency code of FELL (5) should be coded as 00 (No or Not Applicable). Field cannot be blank for students who have a Language Proficiency code of FEP (8-9). Students may not be coded in more than one Language Instruction Program. If multiple programs are used, use the one that is predominately used to educate the student. 	00 = No or Not Applicable 01 = English as a Second Language (ESL) or English Language Development (ELD) 02 = Dual Language or Two-way Immersion 03 = Transitional Bilingual Education or Early-Exit Bilingual Education 04 = Content Classes with integrated ESL Support 05 = Newcomer programs 97 = Other 98 = Not in a Language Instruction Program, Parent Choice Blank	Y
AF	Title 1	N	3	Student receives Title 1 funding.		0 = No 1 = Yes Blank	Y
AG	Continuous in District	N	3	Student has been enrolled in the district continuously since the October Count date for 2019-2020 school year.			
AH	Continuous in School	N	3	Student has been enrolled in the school continuously since the October Count date for 2019-2020 school year.			
AI	Expelled	N	3	Student is expelled from school or district.			
AJ	Filler Field	N	6	N/A	This field is a placeholder for possible future data.	N/A	N
Test Data							
AK	Filler Field	N	20	N/A	This field is a placeholder for possible future data.	N/A	N
AL	Filler Field	N	50	N/A	This field is a placeholder for possible future data.	N/A	N

Column Letter	Field Name	Required Y/N	Field Length	Field Definitions	Field Notes and Validations	Expected Values	Update-able?
AM	Test Code	Y	5	Identifier assigned to the test name.	The student's Grade Level must match the grade indicated as part of the Test Code or record will error.	SS04A = Grade 4 Social Studies SC05A = Grade 5 Science SS07A = Grade 7 Social Studies SC08A = Grade 8 Science SCHSA = High School Science	N
AN	Test Format	Y	1	Format of the Test	Paper = Paper-based Testing (PBT)	P = Paper	N
AO	Filler Field	N	1	N/A	This field is a placeholder for possible future data.	N/A	N
AP	Filler Field	N	1	N/A	This field is a placeholder for possible future data.	N/A	N
AQ	Filler Field	N	1	N/A	This field is a placeholder for possible future data.	N/A	N
AR	Filler Field	N	1	N/A	This field is a placeholder for possible future data.	N/A	N
AS	Filler Field	N	1	N/A	This field is a placeholder for possible future data.	N/A	N
AT	Filler Field	N	1	N/A	This field is a placeholder for possible future data.	N/A	N
AU	Filler Field	N	1	N/A	This field is a placeholder for possible future data.	N/A	N
AV	Filler Field	N	1	N/A	This field is a placeholder for possible future data.	N/A	N
AW	Filler Field	N	1	N/A	This field is a placeholder for possible future data.	N/A	N
AX	Filler Field	N	1	N/A	This field is a placeholder for possible future data.	N/A	N
AY	Filler Field	N	2	N/A	This field is a placeholder for possible future data.	N/A	N
AZ	Filler Field	N	1	N/A	This field is a placeholder for possible future data.	N/A	N
BA	Filler Field	N	1	N/A	This field is a placeholder for possible future data.	N/A	N
BB	Filler Field	N	1	N/A	This field is a placeholder for possible future data.	N/A	N
BC	Filler Field	N	1	N/A	This field is a placeholder for possible future data.	N/A	N
BD	Filler Field	N	1	N/A	This field is a placeholder for possible future data.	N/A	N
BE	Filler Field	N	1	N/A	This field is a placeholder for possible future data.	N/A	N
BF	Filler Field	N	1	N/A	This field is a placeholder for possible future data.	N/A	N
BG	Filler Field	N	2	N/A	This field is a placeholder for possible future data.	N/A	N
BH	Filler Field	N	1	N/A	This field is a placeholder for possible future data.	N/A	N
BI	Filler Field	N	1	N/A	This field is a placeholder for possible future data.	N/A	N
BJ	Filler Field	N	1	N/A	This field is a placeholder for possible future data.	N/A	N
BK	Filler Field	N	2	N/A	This field is a placeholder for possible future data.	N/A	N
BL	Student Test UUID	Y	36	System generated unique identifier assigned to the student test	Then Student Test UUID is used to match to the student test. No updates will be made to PearsonAccess ^{next} from file import.		N
BM	Filler Field	N	18		Fields used in State SDF only	Filler Field	N
BN	Test Status	Y	11	Assigned = Student test has been assigned and all units are in an assign status. Complete = Student Test has been assigned and all units are in a complete status. Testing = Student Test has been assigned and units are in a combination of Assign, Testing and Attempt.	No updates will be made to PearsonAccessnext from file import.	Assigned Complete Testing	N

Column Letter	Field Name	Required Y/N	Field Length	Field Definitions	Field Notes and Validations	Expected Values	Update-able?
BO	Total Test Items	N	3	Total number of questions/items on a administered test Total Test Items will only be displayed if Battery Test Attemptedness Flag is not blank.	No updates will be made to PearsonAccessnext from file import.	0-9 blank	N
BP	Test Attemptedness Flag	N	1	Flag indicating the test attempt has met the Colorado test attempt criteria. Y = Test attempt processed and met the Colorado test attempt criteria N = Test attempt processed and did NOT meet the Colorado test attempt criteria Blank - Test attempt has not yet been processed to determine if attempted.	No updates will be made to PearsonAccessnext from file import.	Y N Blank	N
BQ	Total Test Items Attempted	N	3	Total number of items attempted on the test Total Test Items Attempted only displayed if Battery Test Attemptedness Flag is not blank.	No updates will be made to PearsonAccessnext from file import.	0-9 blank	N
BR	Filler Field	N	2		Fields used in State SDF only	N/A	N
BS	Filler Field	N	2		Fields used in State SDF only	N/A	N
BT	Filler Field	N	2		Fields used in State SDF only	N/A	N
BU	Filler Field	N	2		Fields used in State SDF only	N/A	N
BV	Filler Field	N	2		Fields used in State SDF only	N/A	N
BW	Filler Field	N	2		Fields used in State SDF only	N/A	N
BW	Filler Field	N	2		Fields used in State SDF only	N/A	N
BY	Filler Field	N	2		Fields used in State SDF only	N/A	N
BZ	Filler Field	N	36		Fields used in State SDF only	N/A	N
CA	Filler Field	N	18		Fields used in State SDF only	N/A	N
CB	Filler Field	N	2		Fields used in State SDF only	N/A	N
CC	Filler Field	N	2		Fields used in State SDF only	N/A	N
CD	Not Tested Code	N	1	Flag for Not Tested Reason		Y Blank	Y

Column Letter	Field Name	Required Y/N	Field Length	Field Definitions	Field Notes and Validations	Expected Values	Update-able?
CE	Not Tested Reason	N* *See Field Notes and Validations	2	Reason for Not Tested.	*This field is ONLY required if Not Tested Code field equals "Y".	00 = Absent 01 = Took Other Assessment OR Duplicate Registration/Attempt 02 = First Year in U.S. English 03 = Withdrew Before/During Testing 04 = Student Test Refusal 05 = State Use Only 06 = Misadministration 07 = Medical Exemption 08 = Part Time Public and Part Time Home School Student 09 = Parent Refusal Blank	Y
CF	Void Test Score Code	N	1	Flag for voiding the test attempt score.		Y Blank	Y
CG	Void Test Score Reason	N* *See Field Notes and Validations	2	Reason to Void Test Score.	*This field is ONLY required if Void Test Score Code field equals "Y".	01 = Took Other Assessment OR Duplicate Registration/Attempt 02 = Interrupted and Not Completed 03 = Withdrew Before/During Testing 04 = Student Test Refusal 05 = Non-approved Accommodation 06 = Misadministration 07 = Medical Exemption 08 = Part Time Public and Part Time Home School Student 09 = Parent Refusal Blank	Y

Column Letter	Field Name	Required Y/N	Field Length	Field Definitions	Field Notes and Validations	Expected Values	Update-able?
CH	Calculation Invalidation	N	15	Final invalidation code calculated from the Not Tested, Void Score, and Report Suppression fields	This field will update based on changes made to the other invalidation fields.	Absent Took Other Assessment OR Duplicate Registration/Attempt First Year in U.S. English Withdrew Before/During Testing Student Test Refusal Non-approved Accommodation Misadministration Medical Exemption Part Time Public/Part Time Home School Parent Refusal State Use Not Attempted Interrupted and Not Completed Valid Score Blank	N
CI	Report Suppression Code	N	2	01 = Home School Student 03 = Off Grade Tester/State Use 06 = Misadministration Blank	No updates will be made to PearsonAccessnext from STU file import.	01 03 06 Blank	N
CJ	Report Suppression Action	N	2	02 = Individual Student Report (ISR) created and will be included on the Roster Report. Excluded from all Aggregated Reports. 05 = Individual Student Report (ISR) created. Will be excluded from the Roster Report and all Aggregated Reports.	No updates will be made to PearsonAccessnext from STU file import.	02 05 Blank	N
CK	End-of-Record	Y	1			Y	N