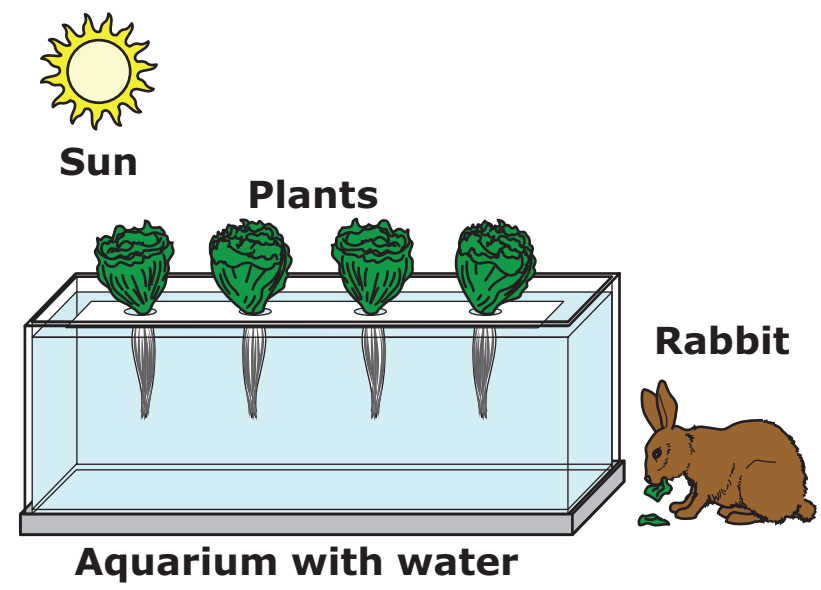


Present the image on the student-response page. Read the highlighted text exactly as it appears:

The Sun shines on plants growing in water. A rabbit eats the plants.

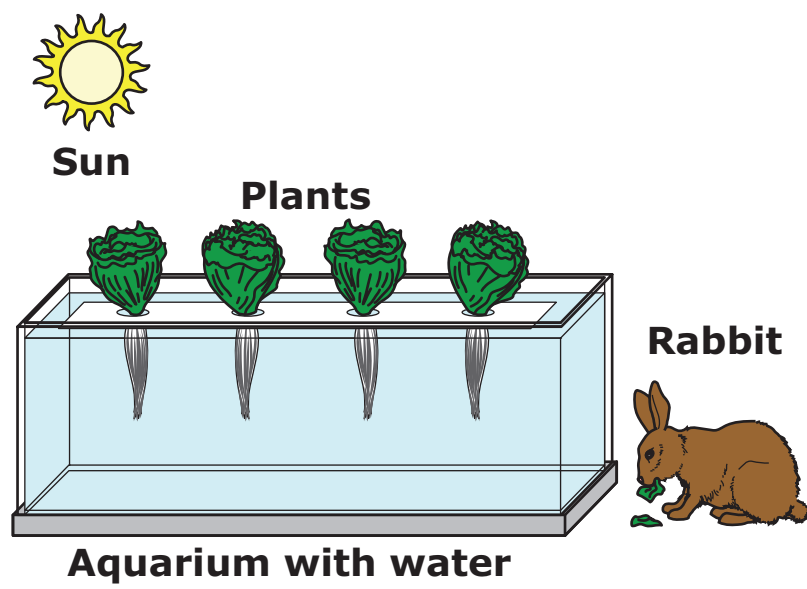
Point to the text in the image, and read the highlighted text exactly as it appears:

Here is a diagram. It says: Sun, Plants, Rabbit, Aquarium with water.

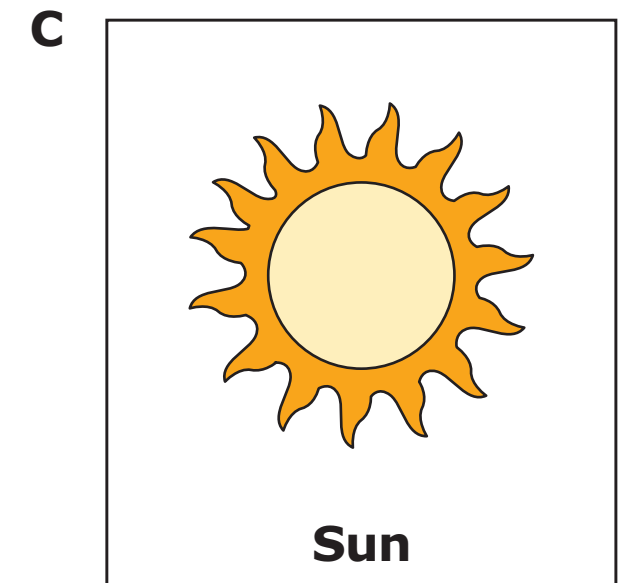
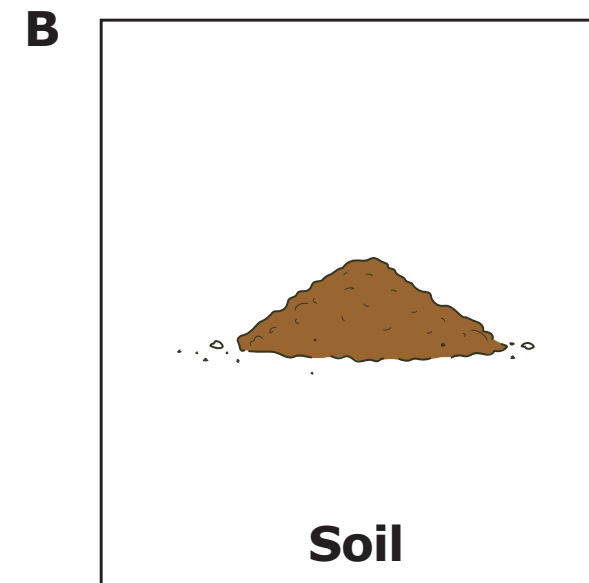
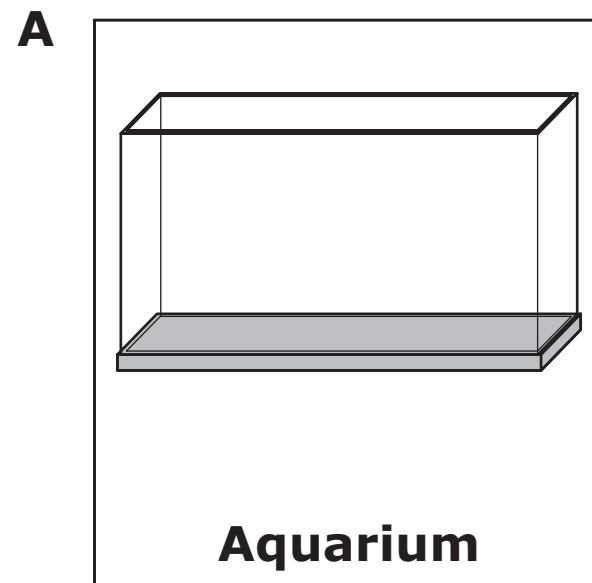


Item 00:

<p><i>If needed, repeat presentation of the image on the left side of the student-response page, and read the highlighted text exactly as it appears:</i></p> <p>The Sun shines on plants growing in water. A rabbit eats the plants.</p> <p>Point to the text in the image, and read the highlighted text exactly as it appears:</p> <p>Here is a diagram. It says: Sun, Plants, Rabbit, Aquarium with water.</p>	
<p>Present the item on the right side of the student-response page. Read the highlighted text exactly as it appears:</p> <p>Where do plants get their energy to grow?</p> <p>Point to the answer options, and read the highlighted text exactly as it appears:</p> <p>Aquarium, Soil, Sun</p>	
<p>Fill in the choice on the answer document that corresponds with the student's response for this item.</p> <p>Read the highlighted text exactly as it appears:</p> <p>Plants get their energy to grow from the Sun.</p>	<p>A B C D NR</p>

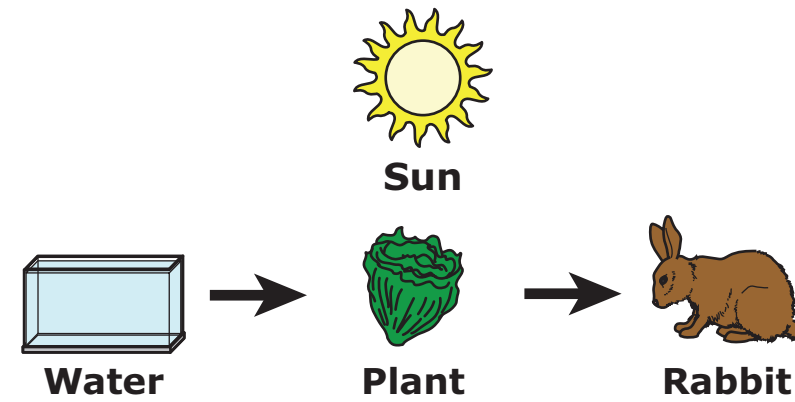
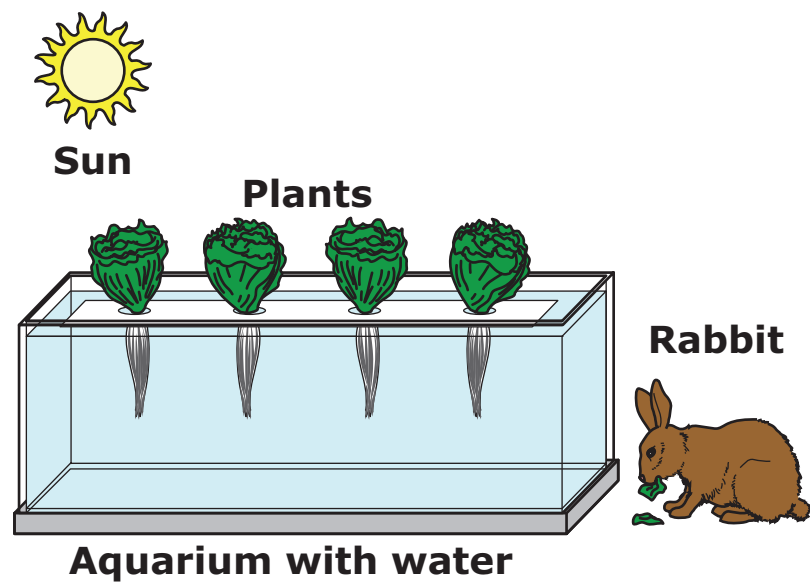


Where do plants get their energy to grow?

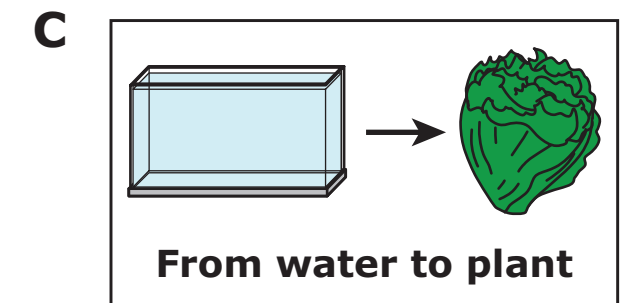
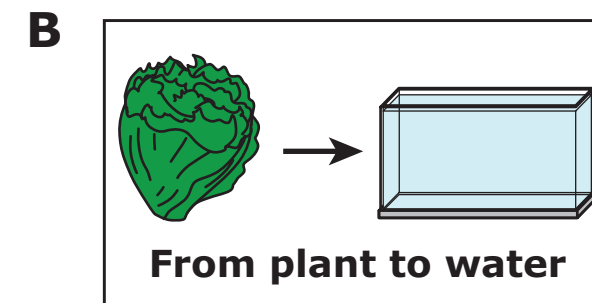



Item 00:

<p><i>If needed, repeat presentation of the image on the left side of the student-response page, and read the highlighted text exactly as it appears:</i></p> <p>The Sun shines on plants growing in water. A rabbit eats the plants.</p> <p>Point to the text in the image, and read the highlighted text exactly as it appears:</p> <p>Here is a diagram. It says: Sun, Plants, Rabbit, Aquarium with water.</p>	
<p>Present the item on the right side of the student-response page. Point to the text in the diagram, and read the highlighted text exactly as it appears:</p> <p>Here is a diagram. It says: Sun, Water, Plant, Rabbit.</p> <p>Read the highlighted text exactly as it appears:</p> <p>Matter flows through a food chain. Which way does matter flow in this food chain?</p> <p>Point to the answer options, and read the highlighted text exactly as it appears:</p> <p>From rabbit to Sun, From plant to water, From water to plant</p>	
<p>Fill in the choice on the answer document that corresponds with the student's response for this item.</p> <p>Read the highlighted text exactly as it appears:</p> <p>In this food chain, matter flows from water to plant.</p>	<p>A B C D NR</p>

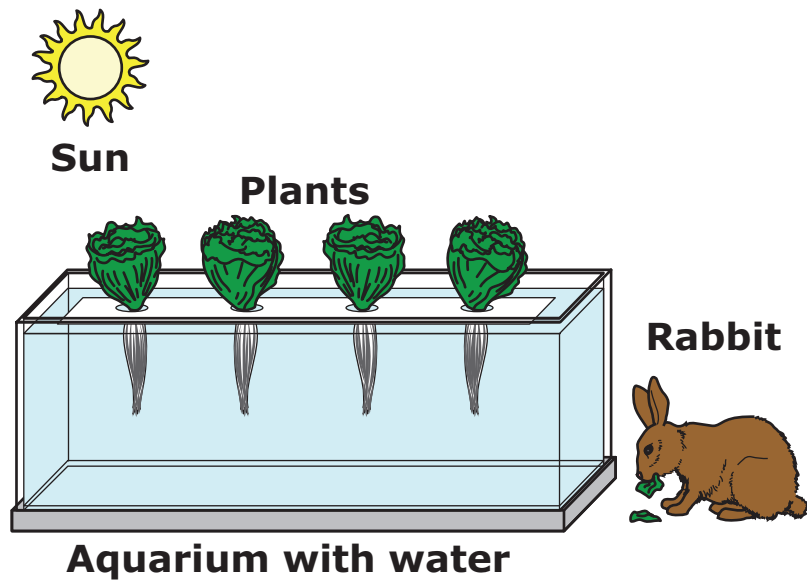


Matter flows through a food chain. Which way does matter flow in this food chain?



Item 00:

<p><i>If needed, repeat presentation of the image on the left side of the student-response page, and read the highlighted text exactly as it appears:</i></p> <p>The Sun shines on plants growing in water. A rabbit eats the plants.</p> <p>Point to the text in the image, and read the highlighted text exactly as it appears:</p> <p>Here is a diagram. It says: Sun, Plants, Rabbit, Aquarium with water.</p>	
<p>Present the item on the right side of the student-response page. Point to the text in the table, and read the highlighted text exactly as it appears:</p> <p>Here is a table. It says: Plant Growth; In air and soil without water, 0 inches; In air and water without soil, 7 inches.</p> <p>Read the highlighted text exactly as it appears:</p> <p>Based on the table, what do plants need to grow?</p> <p>Point to the answer options, and read the highlighted text exactly as it appears:</p> <p>Plants need only soil., Plants need only air., Plants need soil and air., Plants need air and water.</p>	
<p>Fill in the choice on the answer document that corresponds with the student's response for this item.</p> <p>Read the highlighted text exactly as it appears:</p> <p>The table shows that plants need air and water to grow.</p>	<p>A B C D NR</p>



Plant Growth		
In air and soil without water		0 inches
In air and water without soil		7 inches

Based on the table, what do plants need to grow?

A

Plants need only soil.

B

Plants need only air.

C

Plants need soil and air.

D

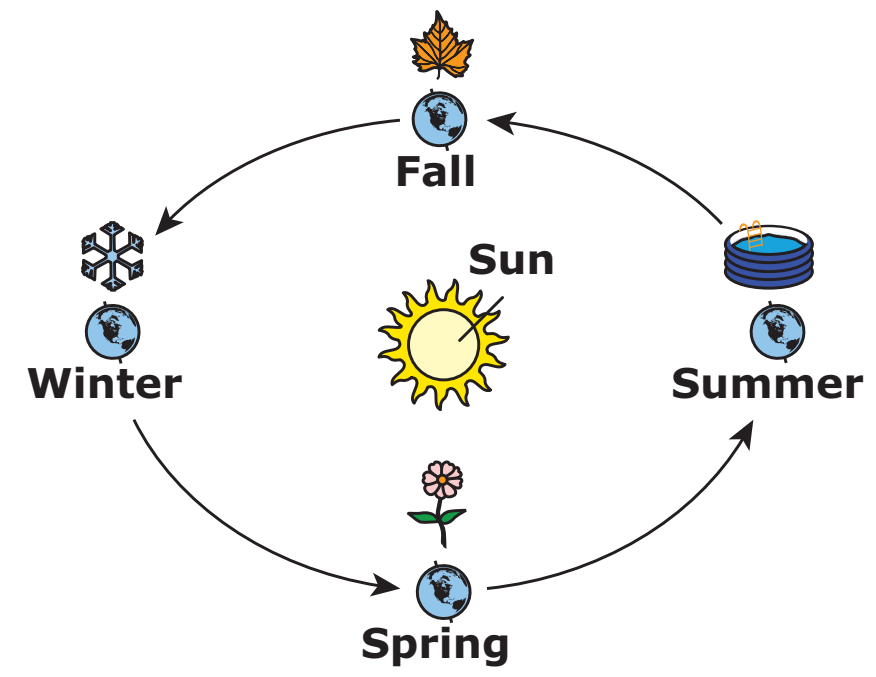
Plants need air and water.

Present the image on the student-response page. Read the highlighted text exactly as it appears:

Earth moves around the Sun. Most places on Earth get different amounts of sunlight during different seasons because Earth is tilted.

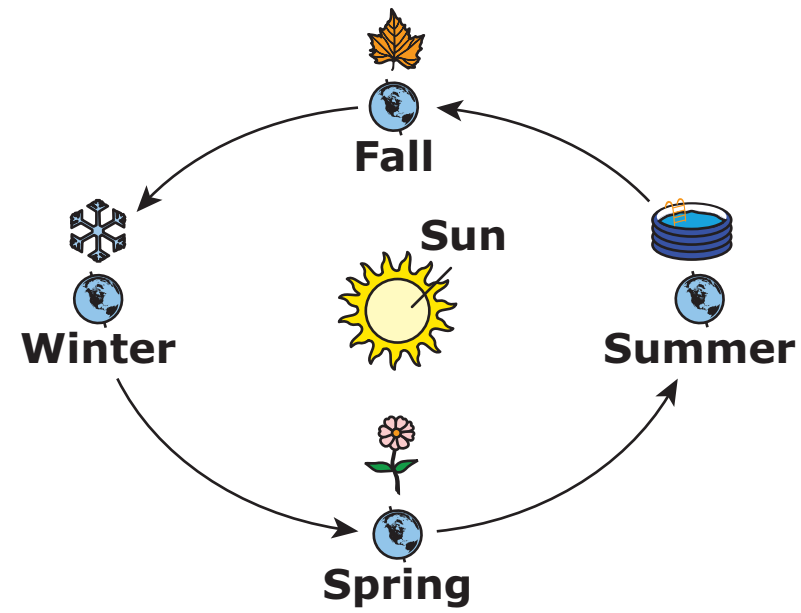
Point to the text in the image, and read the highlighted text exactly as it appears:

Here is a diagram of Earth moving around the Sun. It says: Fall, Winter, Spring, Summer, Sun.



Item 00:

<p><i>If needed, repeat presentation of the image on the left side of the student-response page and read the highlighted text exactly as it appears:</i></p> <p>Earth moves around the Sun. Most places on Earth get different amounts of sunlight during different seasons because Earth is tilted.</p> <p>Point to the text in the image, and read the highlighted text exactly as it appears:</p> <p>Here is a diagram of Earth moving around the Sun. It says: Fall, Winter, Spring, Summer, Sun.</p>	
<p>Present the item on the right side of the student-response page. Read the highlighted text exactly as it appears:</p> <p>Why is the Sun brighter than other stars?</p> <p>Point to the answer options, and read the highlighted text exactly as it appears:</p> <p>The Sun is farther., The Sun is closer., The Sun moves.</p>	
<p>Fill in the choice on the answer document that corresponds with the student's response for this item. Read the highlighted text exactly as it appears:</p> <p>The Sun is brighter than other stars because it is closer to Earth than other stars.</p>	A B C D NR



Why is the Sun brighter than other stars?

A

Diagram A shows a large Sun at the top and a small Earth at the bottom. Two small stars are positioned between them. The Sun is labeled 'Sun' and Earth is labeled 'Earth'.

The Sun is farther.

B

Diagram B shows a large Sun in the middle and a small Earth at the bottom. Two small stars are positioned above the Sun. The Sun is labeled 'Sun' and Earth is labeled 'Earth'.

The Sun is closer.

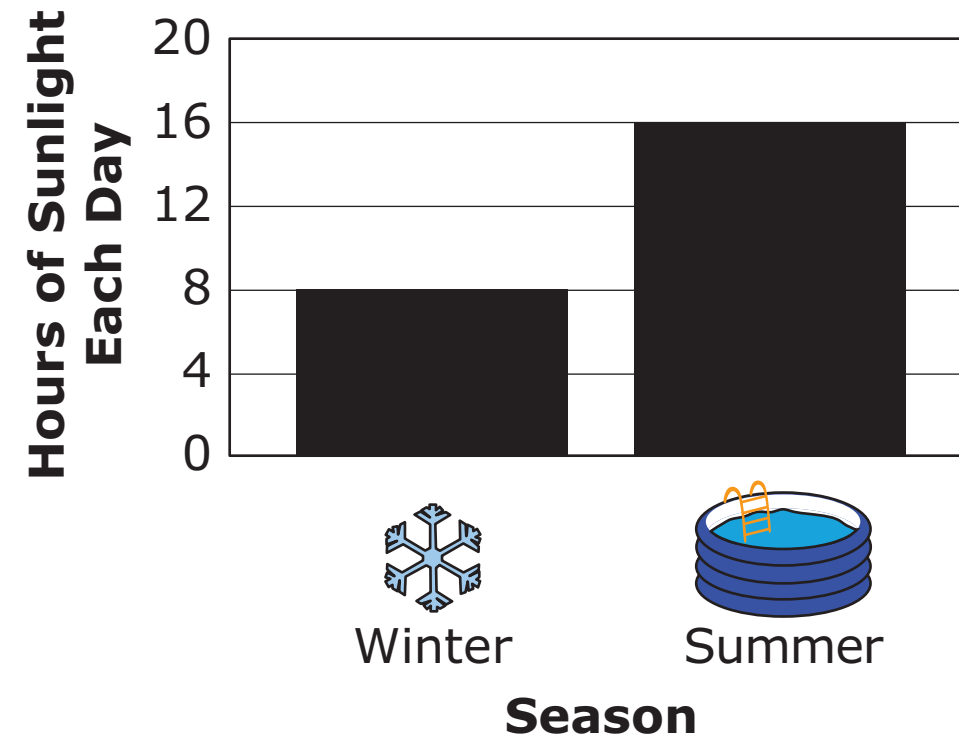
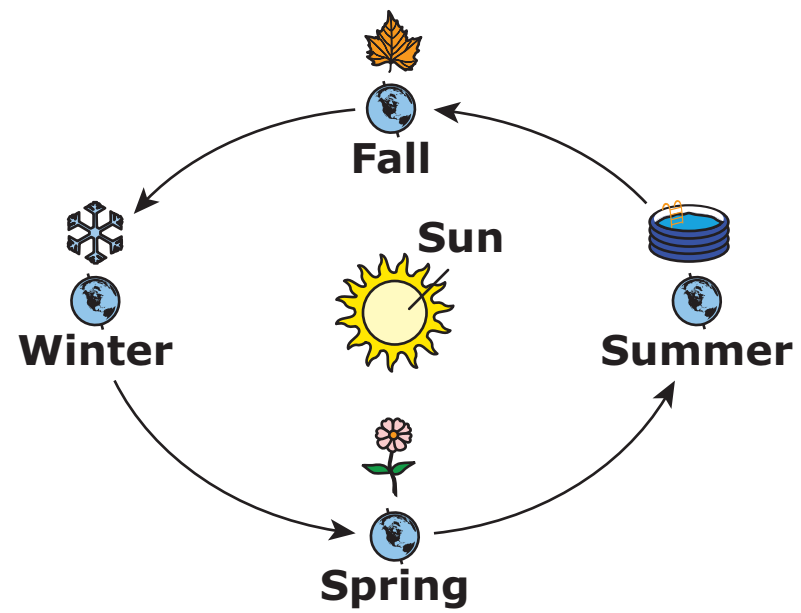
C

Diagram C shows a large Sun at the bottom and a small Earth at the top. A large circle with an arrow indicates the Sun is moving around Earth. The Sun is labeled 'Sun' and Earth is labeled 'Earth'.

The Sun moves.

Item 00:

<p><i>If needed, repeat presentation of the image on the left side of the student-response page and read the highlighted text exactly as it appears:</i></p> <p>Earth moves around the Sun. Most places on Earth get different amounts of sunlight during different seasons because Earth is tilted.</p> <p>Point to the text in the image, and read the highlighted text exactly as it appears:</p> <p>Here is a diagram of Earth moving around the Sun. It says: Fall, Winter, Spring, Summer, Sun.</p>	
<p>Present the item on the right side of the student-response page. Point to the text in the graph, and read the highlighted text exactly as it appears:</p> <p>Here is a graph. It says: Hours of Sunlight Each Day, 0, 4, 8, 12, 16, 20; Season, Winter, Summer.</p> <p>Read the highlighted text exactly as it appears:</p> <p>Why do winter and summer have different amounts of sunlight each day?</p> <p>Point to the answer options, and read the highlighted text exactly as it appears:</p> <p>The Sun's brightness changes., Earth's position changes., Earth's orbit changes.</p>	
<p>Fill in the choice on the answer document that corresponds with the student's response for this item.</p> <p>Read the highlighted text exactly as it appears:</p> <p>Winter and summer have different amounts of sunlight each day because Earth's position changes.</p>	<p>A B C D NR</p>



Why do winter and summer have different amounts of sunlight each day?

A

The Sun's brightness changes.

B

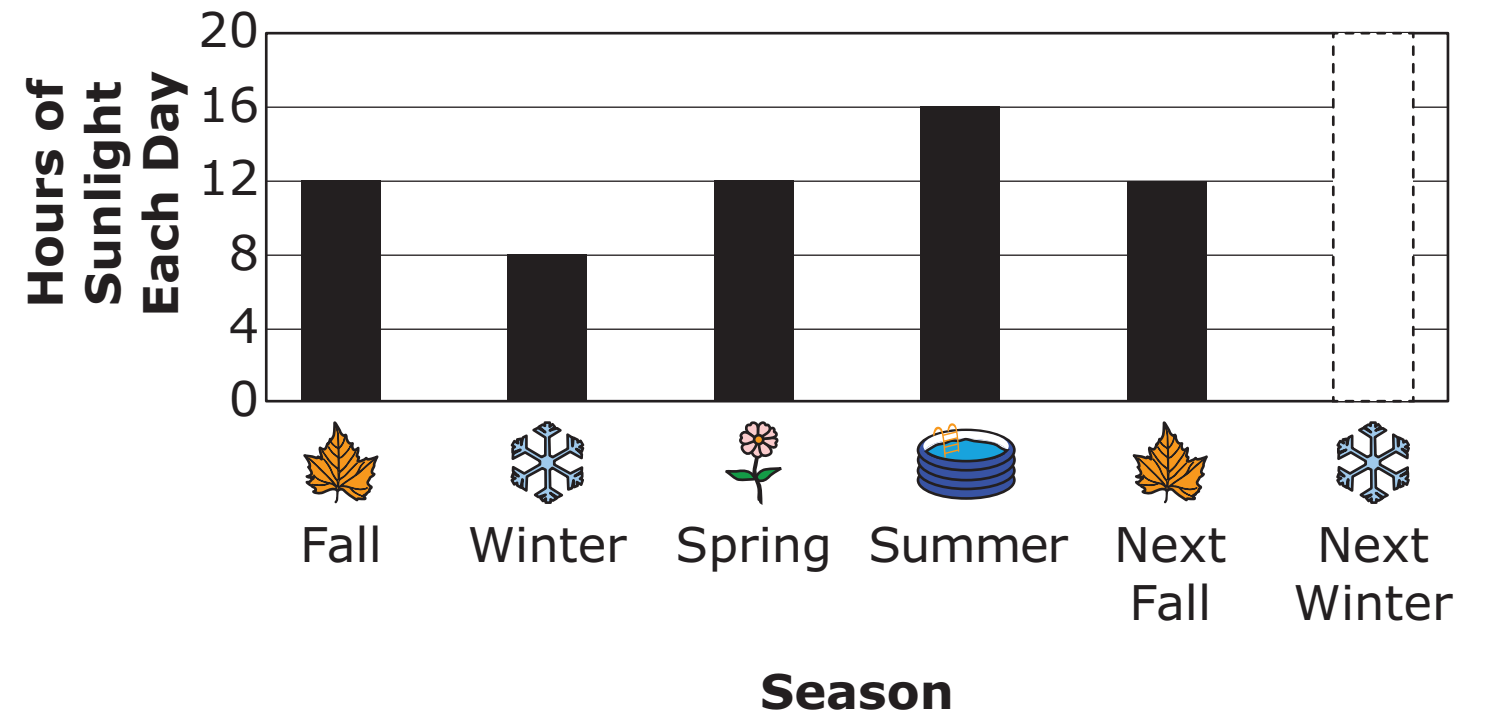
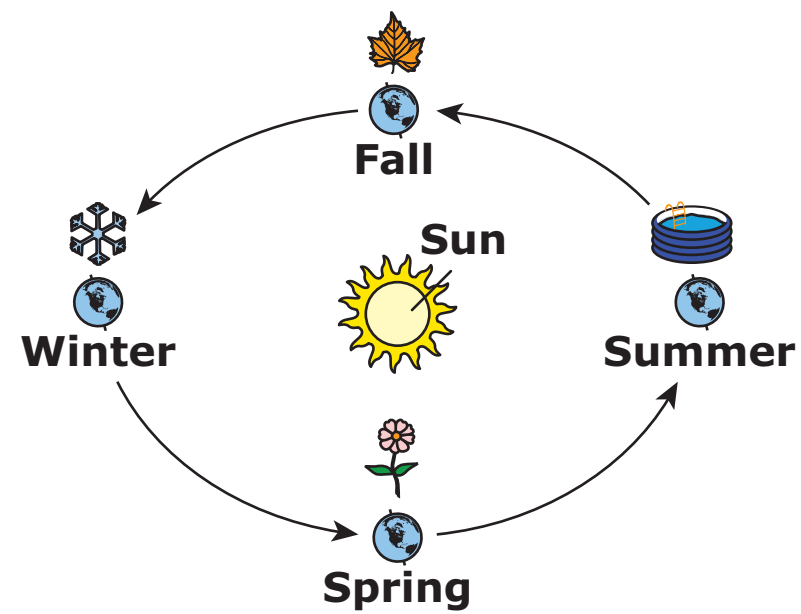
Earth's position changes.

C

Earth's orbit changes.

Item 00:

<p><i>If needed</i>, repeat presentation of the image on the left side of the student-response page and read the highlighted text exactly as it appears:</p> <p>Earth moves around the Sun. Most places on Earth get different amounts of sunlight during different seasons because Earth is tilted.</p> <p>Point to the text in the image, and read the highlighted text exactly as it appears:</p> <p>Here is a diagram of Earth moving around the Sun. It says: Fall, Winter, Spring, Summer, Sun.</p>	
<p>Present the item on the right side of the student-response page. Point to the text in the graph, and read the highlighted text exactly as it appears:</p> <p>Here is a graph of hours of sunlight each day during different seasons. It says: Hours of Sunlight Each Day, 0, 4, 8, 12, 16, 20; Season, Fall, Winter, Spring, Summer, Next Fall, Next Winter.</p> <p>Read the highlighted text exactly as it appears:</p> <p>How many hours of sunlight each day will there be next winter?</p> <p>Point to the answer options, and read the highlighted text exactly as it appears:</p> <p>16 hours, 12 hours, 8 hours, 4 hours</p>	
<p>Fill in the choice on the answer document that corresponds with the student's response for this item.</p> <p>Read the highlighted text exactly as it appears:</p> <p>Next winter will have 8 hours of sunlight each day.</p>	<p>A B C D NR</p>



How many hours of sunlight each day will there be next winter?

- A** **Next Winter 16 hours**
- B** **Next Winter 12 hours**
- C** **Next Winter 8 hours**
- D** **Next Winter 4 hours**

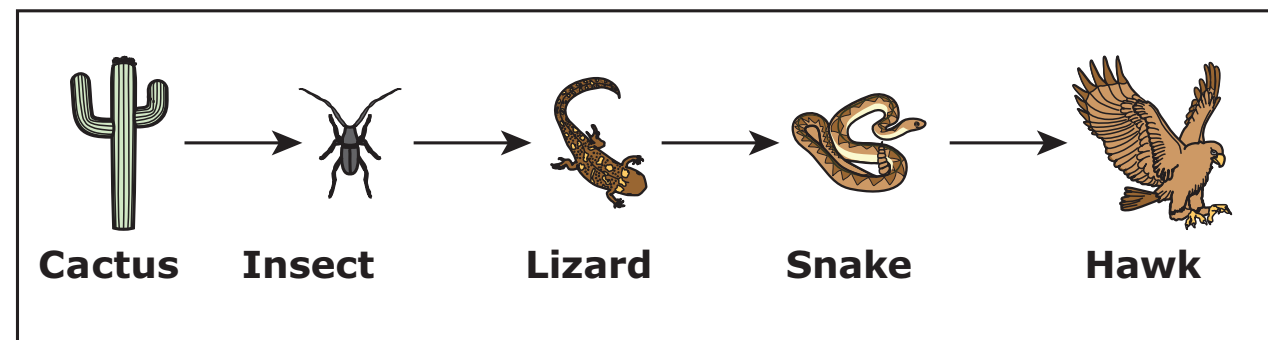
Present the image on the student-response page. Read the highlighted text exactly as it appears:

Matter and energy move between living things in the desert.

Point to the text in the image, and read the highlighted text exactly as it appears:

Here is a diagram. It says: Desert Food Chain, Cactus, Insect, Lizard, Snake, Hawk.

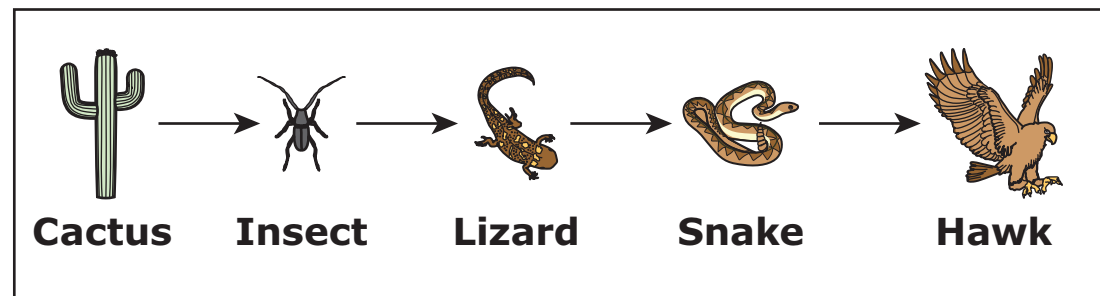
Desert Food Chain



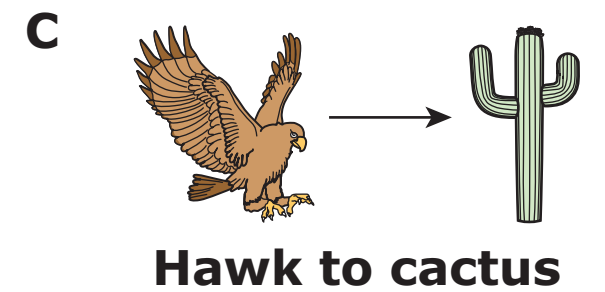
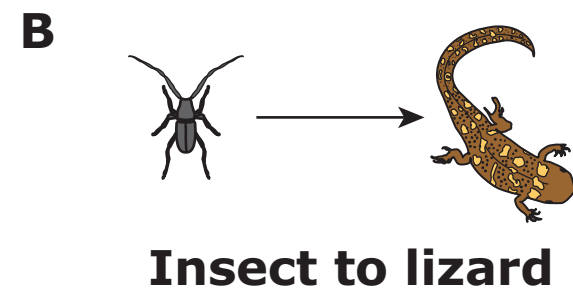

Item 00:

<p><i>If needed, repeat presentation of the image on the left side of the student-response page and read the highlighted text exactly as it appears:</i></p> <p>Matter and energy move between living things in the desert.</p> <p>Point to the text in the image, and read the highlighted text exactly as it appears:</p> <p>Here is a diagram. It says: Desert Food Chain, Cactus, Insect, Lizard, Snake, Hawk.</p>	
<p>Present the item on the right side of the student-response page. Read the highlighted text exactly as it appears:</p> <p>How does matter flow in the desert food chain?</p> <p>Point to the answer options, and read the highlighted text exactly as it appears:</p> <p>Snake to lizard, Insect to lizard, Hawk to cactus</p>	
<p>Fill in the choice on the answer document that corresponds with the student's response for this item.</p> <p>Read the highlighted text exactly as it appears:</p> <p>Matter flows from insect to lizard in the desert food chain.</p>	A B C D NR

Desert Food Chain



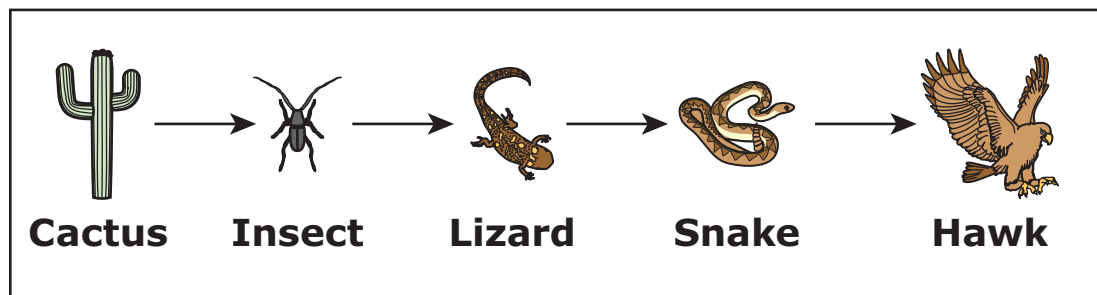
How does matter flow in the desert food chain?



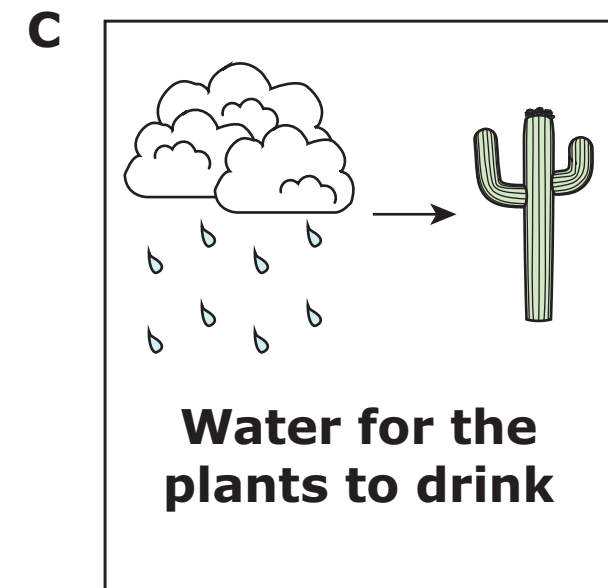
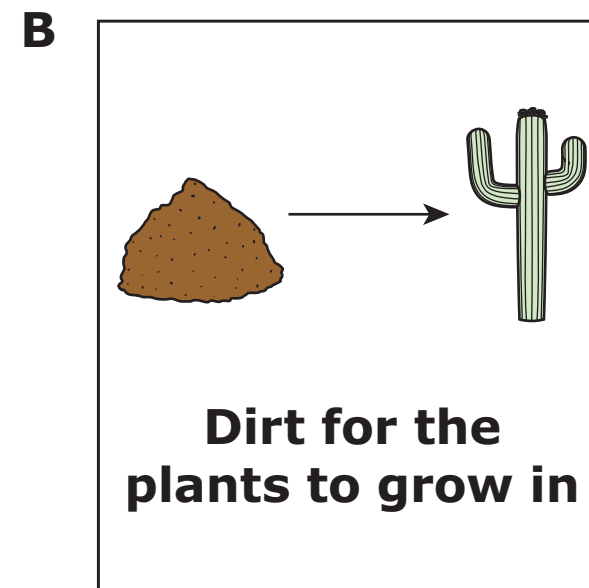
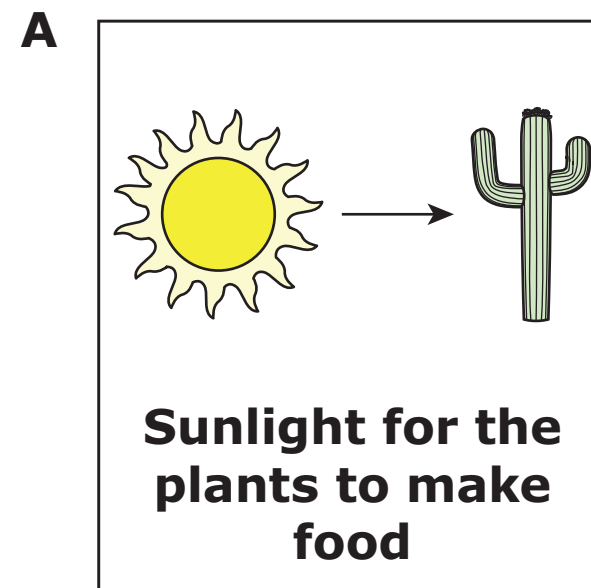
Item 00:

<p><i>If needed, repeat presentation of the image on the left side of the student-response page and read the highlighted text exactly as it appears:</i></p> <p>Matter and energy move between living things in the desert.</p> <p>Point to the text in the image, and read the highlighted text exactly as it appears:</p> <p>Here is a diagram. It says: Desert Food Chain, Cactus, Insect, Lizard, Snake, Hawk.</p>	
<p>Present the item on the right side of the student-response page. Read the highlighted text exactly as it appears:</p> <p>What brings energy into the desert food chain for the insect?</p> <p>Point to the answer options, and read the highlighted text exactly as it appears:</p> <p>Sunlight for the plants to make food, Dirt for the plants to grow in, Water for the plants to drink</p>	
<p>Fill in the choice on the answer document that corresponds with the student's response for this item. Read the highlighted text exactly as it appears:</p> <p>Sunlight for the plants to make food brings energy into the desert food chain for the insect.</p>	A B C D NR

Desert Food Chain



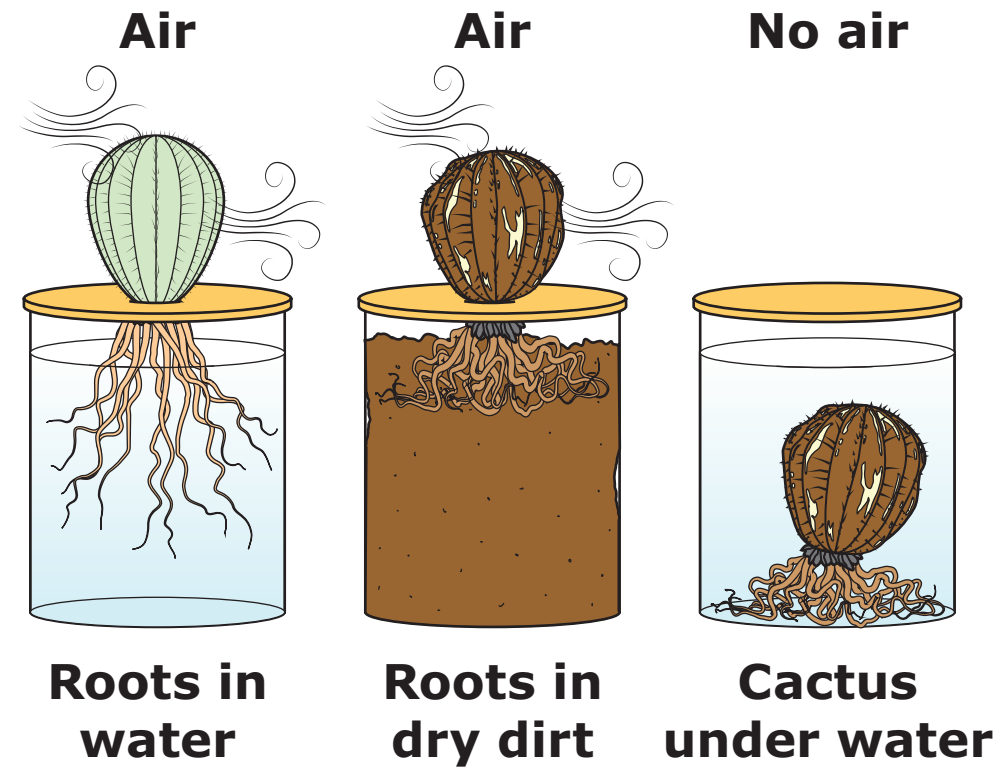
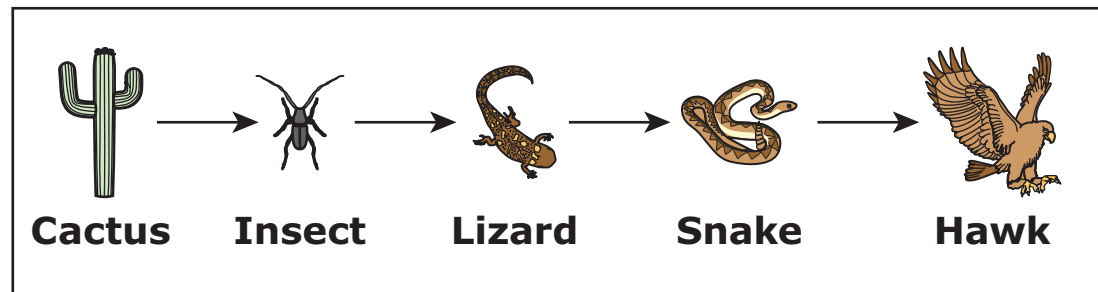
What brings energy into the desert food chain for the insect?



Item 00:

<p><i>If needed</i>, repeat presentation of the image on the left side of the student-response page and read the highlighted text exactly as it appears:</p> <p>Matter and energy move between living things in the desert.</p> <p>Point to the text in the image, and read the highlighted text exactly as it appears:</p> <p>Here is a diagram. It says: Desert Food Chain, Cactus, Insect, Lizard, Snake, Hawk.</p>	
<p>Present the item on the right side of the student-response page. Point to the text in the diagram, and read the highlighted text exactly as it appears:</p> <p>Here is a diagram of an investigation using cactus plants. It says: Air, Roots in water; Air, Roots in dry dirt; No air, Cactus under water.</p> <p>Read the highlighted text exactly as it appears:</p> <p>What matter does this investigation show plants need for growth?</p> <p>Point to the answer options, and read the highlighted text exactly as it appears:</p> <p>Dirt and water, Air and water, Only water, Only dirt</p>	
<p>Fill in the choice on the answer document that corresponds with the student’s response for this item.</p> <p>Read the highlighted text exactly as it appears:</p> <p>This investigation shows plants need matter from air and water for growth.</p>	<p>A B C D NR</p>

Desert Food Chain



What matter does this investigation show plants need for growth?

A

Dirt and water

B

Air and water

C

Only water

D




Only dirt

Present the image on the student-response page. Read the highlighted text exactly as it appears:

Some types of matter stick to magnets. Other types of matter do not.




Point to the text in the image, and read the highlighted text exactly as it appears:

Here is a table. It says: Type of Matter, Sticks to Magnet?; Copper, No; Iron, Yes; Sand, No.

Type of Matter	Sticks to Magnet?
Copper	No 
Iron	Yes 
Sand	No 

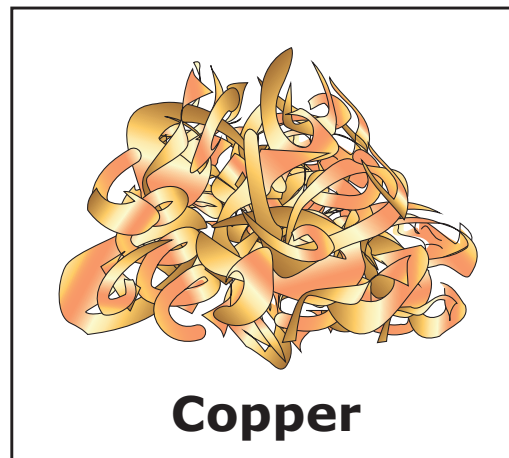
Item 00:

<p><i>If needed, repeat presentation of the image on the left side of the student-response page, and read the highlighted text exactly as it appears:</i></p> <p>Some types of matter stick to magnets. Other types of matter do not.</p> <p>Point to the text in the image, and read the highlighted text exactly as it appears:</p> <p>Here is a table. It says: Type of Matter, Sticks to Magnet?; Copper, No; Iron, Yes; Sand, No.</p>	
<p>Present the item on the right side of the student-response page. Read the highlighted text exactly as it appears:</p> <p>Which type of matter sticks to magnets?</p> <p>Point to the answer options, and read the highlighted text exactly as it appears:</p> <p>Copper, Iron, Sand</p>	
<p>Fill in the choice on the answer document that corresponds with the student's response for this item. Read the highlighted text exactly as it appears:</p> <p>Iron sticks to magnets.</p>	A B C D NR


Type of Matter	Sticks to Magnet?
Copper	No 
Iron	Yes 
Sand	No 

Which type of matter sticks to magnets?


A



B






C



Item 00:

<p><i>If needed, repeat presentation of the image on the left side of the student-response page, and read the highlighted text exactly as it appears:</i></p> <p>Some types of matter stick to magnets. Other types of matter do not.</p> <p>Point to the text in the image, and read the highlighted text exactly as it appears:</p> <p>Here is a table. It says: Type of Matter, Sticks to Magnet?; Copper, No; Iron, Yes; Sand, No.</p>	
<p>Present the item on the right side of the student-response page. Point to the text in the diagram, and read the highlighted text exactly as it appears:</p> <p>Here is a diagram. It says: Copper, 5 grams; Iron, 5 grams; Cube, 10 grams.</p> <p>Read the highlighted text exactly as it appears:</p> <p>A teacher melts 5 grams of copper and 5 grams of iron into a mixture to make a cube. How does the mass of the cube compare to the combined masses of copper and iron?</p> <p>Point to the answer options, and read the highlighted text exactly as it appears:</p> <p>Cube has more mass, Cube has the same mass, Cube has less mass</p>	
<p>Fill in the choice on the answer document that corresponds with the student's response for this item.</p> <p>Read the highlighted text exactly as it appears:</p> <p>The cube has the same mass as the combined masses of copper and iron.</p>	A B C D NR

Type of Matter	Sticks to Magnet?
Copper	No 
Iron	Yes 
Sand	No 

Copper



5 grams

Iron



5 grams

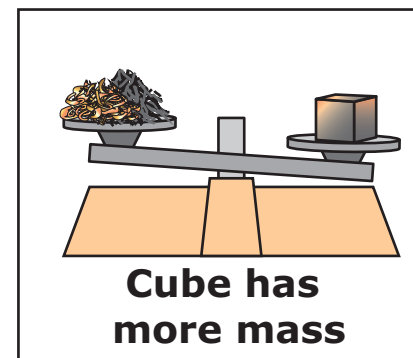
Cube



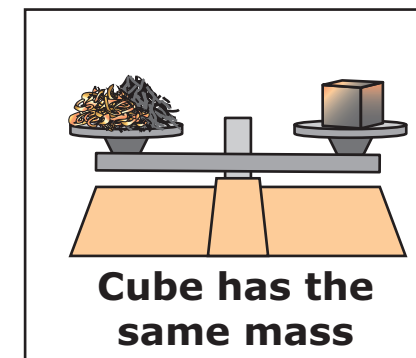
10 grams

A teacher melts 5 grams of copper and 5 grams of iron into a mixture to make a cube. How does the mass of the cube compare to the combined masses of copper and iron?

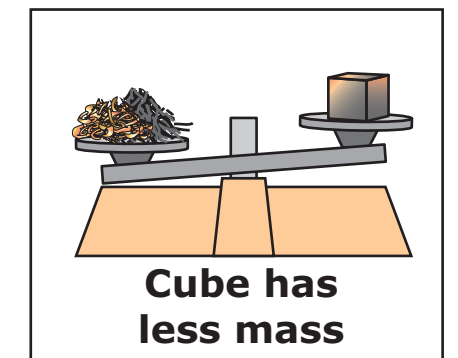
A



B









C




Item 00:

<p><i>If needed, repeat presentation of the image on the left side of the student-response page, and read the highlighted text exactly as it appears:</i></p> <p>Some types of matter stick to magnets. Other types of matter do not.</p> <p>Point to the text in the image, and read the highlighted text exactly as it appears:</p> <p>Here is a table. It says: Type of Matter, Sticks to Magnet?; Copper, No; Iron, Yes; Sand, No.</p>	
<p>Present the item on the right side of the student-response page. Point to the text in the diagram, and read the highlighted text exactly as it appears:</p> <p>Here is a diagram. It says: Type of Matter, Sticks to Magnet?, Is It Metal?; Copper, No, Yes; Iron, Yes, Yes; Sand, No, No; Magnet, Mixture.</p> <p>Read the highlighted text exactly as it appears:</p> <p>Copper and iron are metals, but sand is not. A student mixes copper, iron, and sand to investigate their properties in a mixture. Which type of matter in the mixture will stick to the magnet?</p> <p>Point to the answer options, and read the highlighted text exactly as it appears:</p> <p>Copper, iron, and sand; Copper and iron; Iron and sand; Iron</p>	
<p>Fill in the choice on the answer document that corresponds with the student’s response for this item.</p> <p>Read the highlighted text exactly as it appears:</p> <p>Iron will stick to the magnet.</p>	<p>A B C D NR</p>


Type of Matter	Sticks to Magnet?
Copper	No 
Iron	Yes 
Sand	No 

Type of Matter	Sticks to Magnet?	Is It Metal?
Copper	No 	Yes
Iron	Yes 	Yes
Sand	No 	No




Copper and iron are metals, but sand is not. A student mixes copper, iron, and sand to investigate their properties in a mixture. Which type of matter in the mixture will stick to the magnet?


A



B



C



D

